

Search for $H \rightarrow WW^* \rightarrow l\nu l\nu$
Based on Boosted Decision Trees

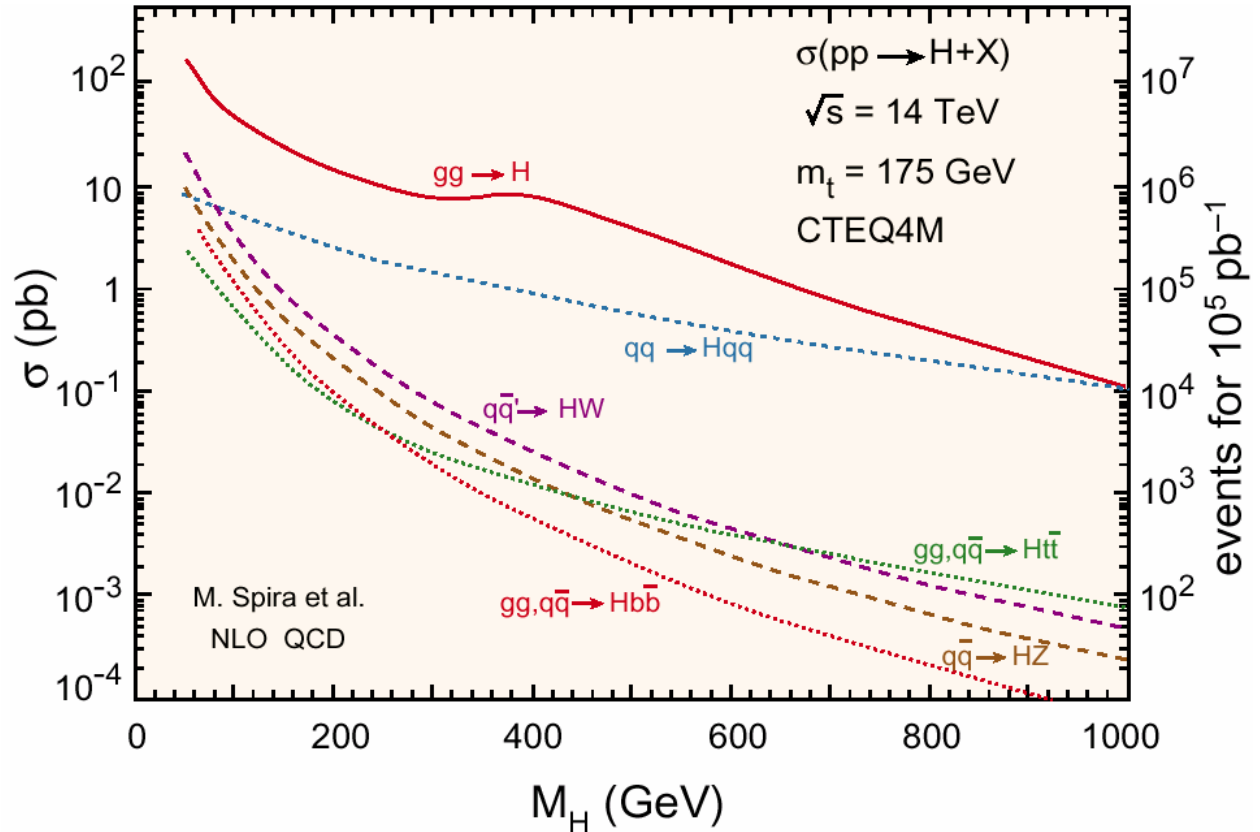
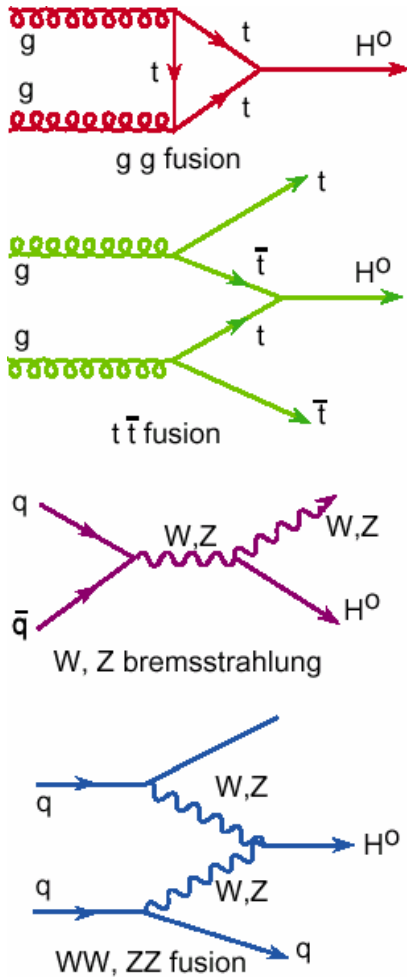
Hai-Jun Yang
University of Michigan

LHC Physics Signature Workshop
January 5-11, 2008

Outline

- $H \rightarrow WW^*$ – a possible early discovery channel
- Brief Introduction of Boosted-Decision-Trees
- $H \rightarrow WW^* \rightarrow l\nu l\nu$ analysis based on BDT
- ATLAS Sensitivity of $H \rightarrow WW^* \rightarrow l\nu l\nu$
- Summary and Outlook

Higgs Production at LHC



➔ Gluon-gluon fusion and WW/ZZ fusion are two dominant Higgs production mechanism.

Higgs Decay Branching Ratio and Discovery Channels

Low mass region: $m(H) < 2 m_Z$

$H \rightarrow \gamma\gamma$

$H \rightarrow bb$

$H \rightarrow \tau\tau$

$H \rightarrow ZZ^* \rightarrow 4l$

$H \rightarrow WW^* \rightarrow l\nu l\nu$ or $lvjj$

$m(H) > 2 m_Z$

$H \rightarrow ZZ \rightarrow 4l$

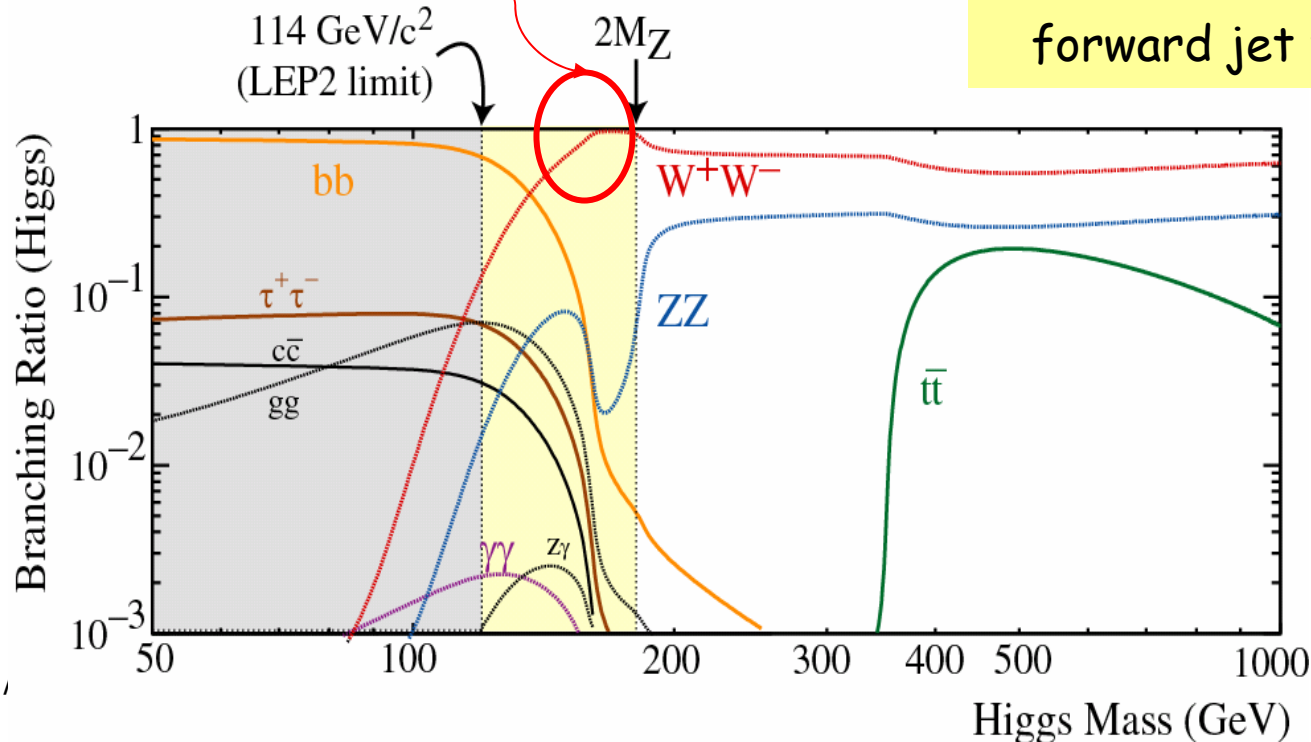
$qqH \rightarrow ZZ \rightarrow ll \nu\nu^*$

$qqH \rightarrow ZZ \rightarrow ll jj^*$

$qqH \rightarrow WW \rightarrow lvjj^*$

* for $m_H > 300 \text{ GeV}$

forward jet tag

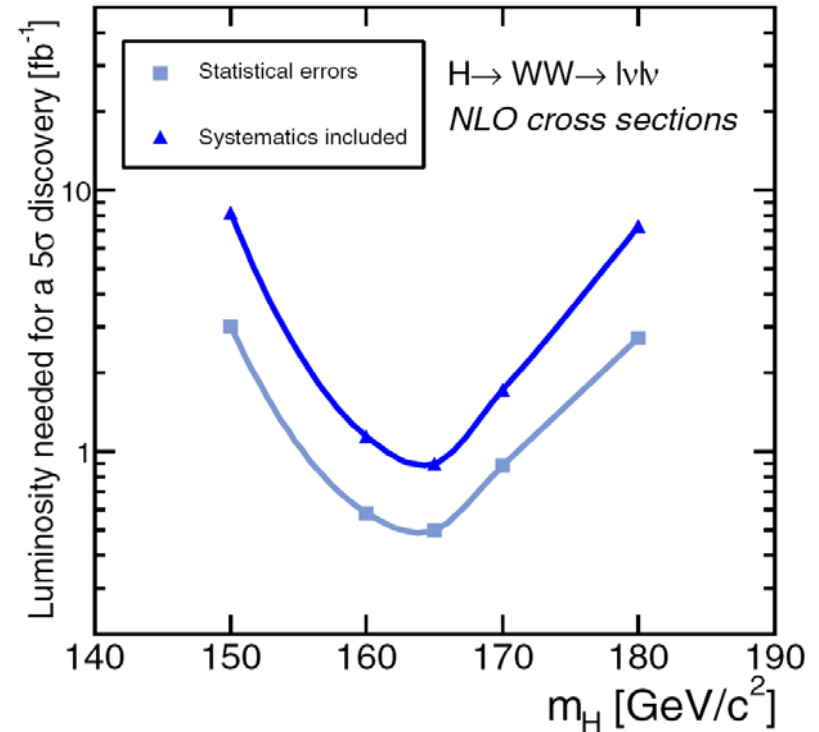
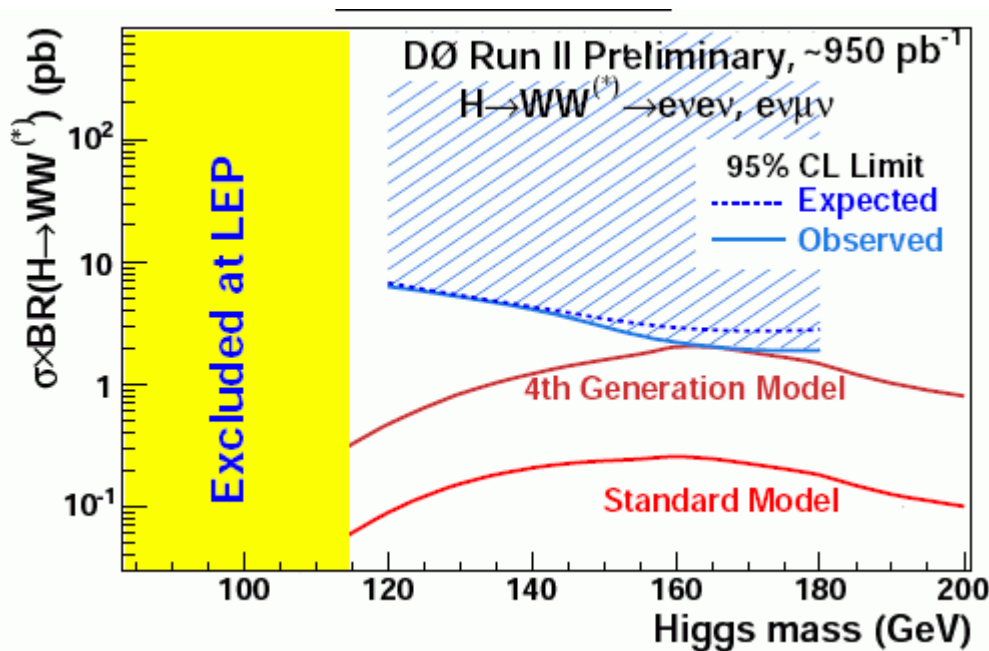


$H \rightarrow WW^* \rightarrow l\nu l\nu$

Current limit and discovery potential at LHC

Excluded cross section times
Branching Ratio at 95% C.L.

CMS Phys. TDR 2006

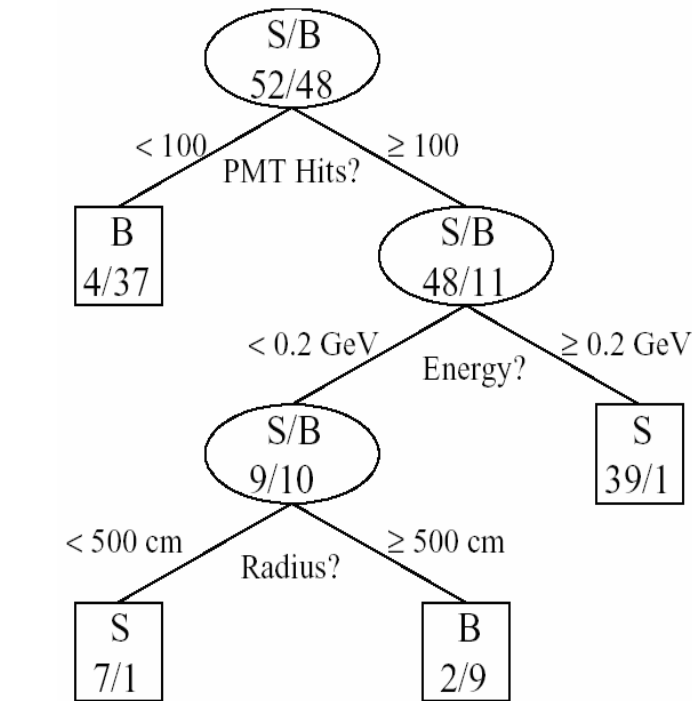


ATLAS Physics ‘Commissioning’

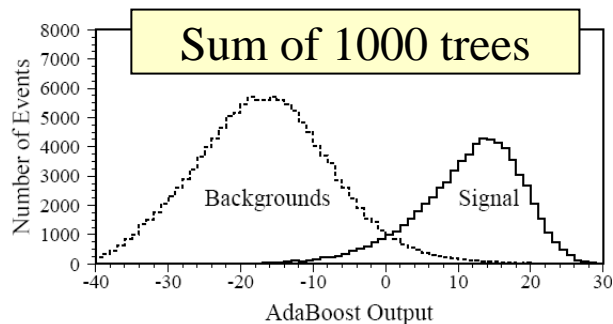
- Study the new physics discovery potential with CSC (computing system commissioning) program (started from summer of 2006)
- Physics ‘TDR’ will be updated soon with ATLAS CSC note using many 10^{th} of Million fully simulated CSC MC data sets and with advanced analysis tools.
- We have developed and applied the BDT technique in diboson physics and Higgs discovery studies with the ATLAS CSC program.

Boosted Decision Trees (BDT)

- Relative new in HEP – MiniBooNE, BaBar, D0(single top discovery), ATLAS
- Advantages: robust, understand ‘powerful’ variables, ‘not a black box’, ...



- Split data recursively based on input variables until a stopping criterion is reached (e.g. purity, too few events)
- Every event ends up in a “signal” or a “background” leaf
- Misclassified events will be given larger weight in the next tree (boosting)
- For a given event, if it lands on the signal leaf in one tree, it is given a score of 1, otherwise, -1. The sum of scores from all trees is the final score of the event.



B.P. Roe, H.J. Yang, et.al., physics/0408124, NIM A543 (2005) 577
H.J. Yang, B.P. Roe, et.al., physics/0610276, NIM A574 (2007) 342

$$H \rightarrow WW^* \rightarrow l\nu l\nu \quad (l = e, \mu)$$

- Cross sections of $H \rightarrow WW^* \rightarrow l\nu l\nu$
(GGF & VBF) at LO (Pythia), K-factor ~ 1.9

Higgs Mass	$\sigma_{GGF}(\text{fb})$	$\sigma_{VBF}(\text{fb})$	$\sigma_{total}(\text{fb})$	filter efficiency	$\text{Br}(pp \rightarrow H \rightarrow WW)$
140 GeV	328.2 (79%)	85.5 (21%)	413.2	0.9545	0.516
150 GeV	402.3 (79%)	109.8 (21%)	512.2	0.9573	0.704
160 GeV	467.0 (78%)	132.7 (22%)	600.3	0.9571	0.906
165 GeV	469.3 (77%)	135.7 (23%)	605.6	0.9579	0.960
170 GeV	448.2 (77%)	132.3 (23%)	580.4	0.9609	0.965
180 GeV	390.4 (76%)	119.3 (24%)	510.7	0.9657	0.933

**$H \rightarrow WW$ signal and background simulations used
ATLAS software release v12 (for CSC note)
Full ATLAS detector simulation and reconstruction**

Backgrounds

Process	MC sample	cross-section
• $WW \rightarrow l\nu l\nu$ ($l=e,\mu,\tau$)	372.5K,	11.72 pb
• $gg2WW \rightarrow l\nu l\nu$ ($l=e,\mu,\tau$)	209.1K,	0.54 pb
• $t\bar{t} \rightarrow l + X$	584.1K,	450.0 pb
• $WZ \rightarrow l\nu ll$ ($l=e,\mu$)	281.4K,	0.7 pb
• $Z \rightarrow ll$ ($l=e,\mu,\tau$)	1.15 M,	4.6 nb
• $W/Z + \text{Jets}$ are potential background, using 1.1M fully simulated MC events (AlpGen generator), no event is selected in our final sample.		
• Background estimate uncertainty $\sim 15 - 20 \%$.		

H \rightarrow WW Pre-selection

- At least one lepton pair (ee, $\mu\mu$, e μ) with $P_T > 10$ GeV, $|\eta| < 2.5$
- Missing $E_T > 15$ GeV
- $|M_{ee} - M_Z| > 10$ GeV, $|M_{\mu\mu} - M_Z| > 15$ GeV to suppress background from $Z \rightarrow ee, \mu\mu$

Higgs Mass (GeV)	Eff(eeX)	Eff($\mu\mu X$)	Eff($e\mu X$)
140	27.0%	53.9%	39.0%
150	29.2%	54.6%	41.1%
160	30.4%	56.3%	43.2%
165	31.0%	56.8%	43.8%
170	31.1%	55.4%	45.0%
180	29.7%	52.4%	45.8%

• IsEM & 0x7FF == 0 (tight electron id cuts)

• Staco-muon id

BDT Training with pre-selected events

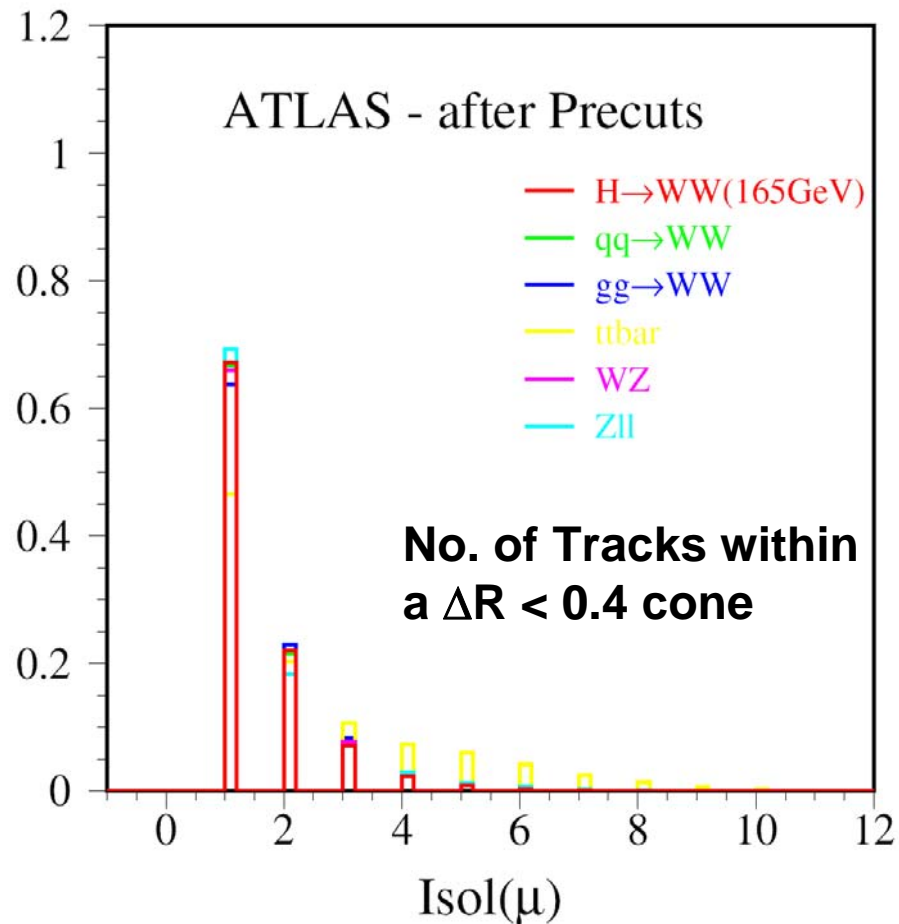
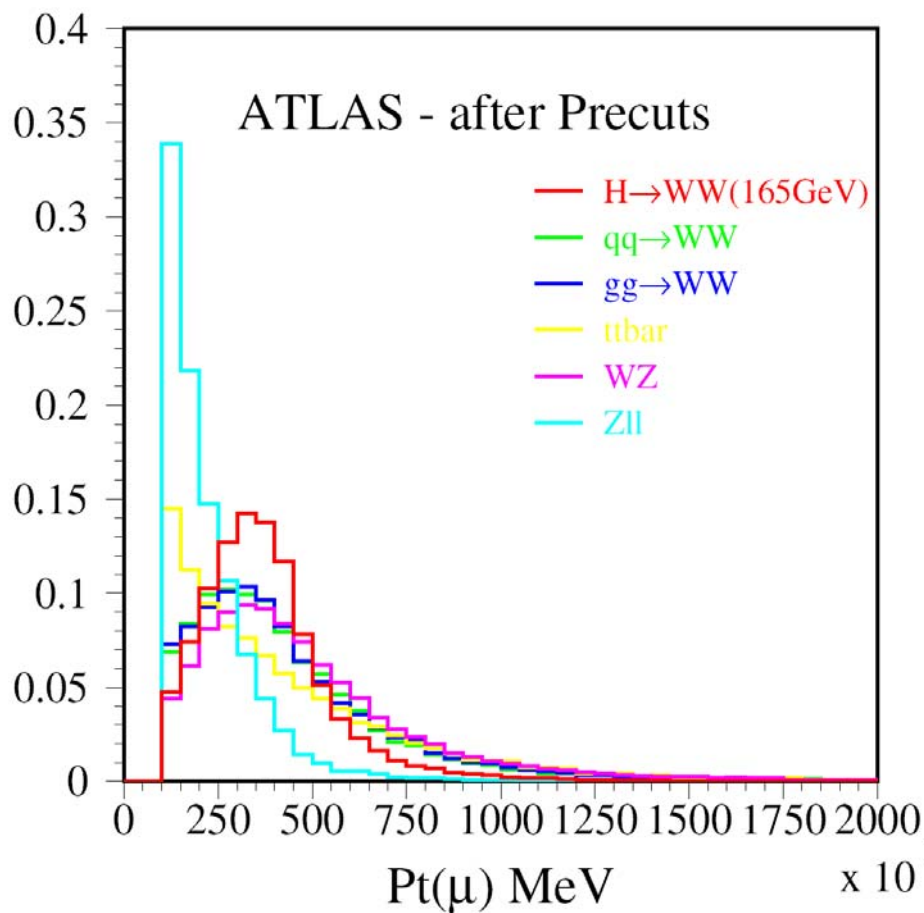
Input physics variables to BDT program (1)

- Energy and Momentum
 - $p_T(\ell), p_T(\ell, \ell)$
 - MET , total recoil E_T
 - scalar $\sum E_T(jet)$, vector $\sum E_T(\ell, MET)$
- Lepton Isolation
 - Number of tracks in $\Delta R < 0.4$ cone around ℓ
 - Sum of track p_T in $\Delta R < 0.4$ cone around ℓ
 - Sum of jet E_T in $\Delta R < 0.4$ cone around ℓ

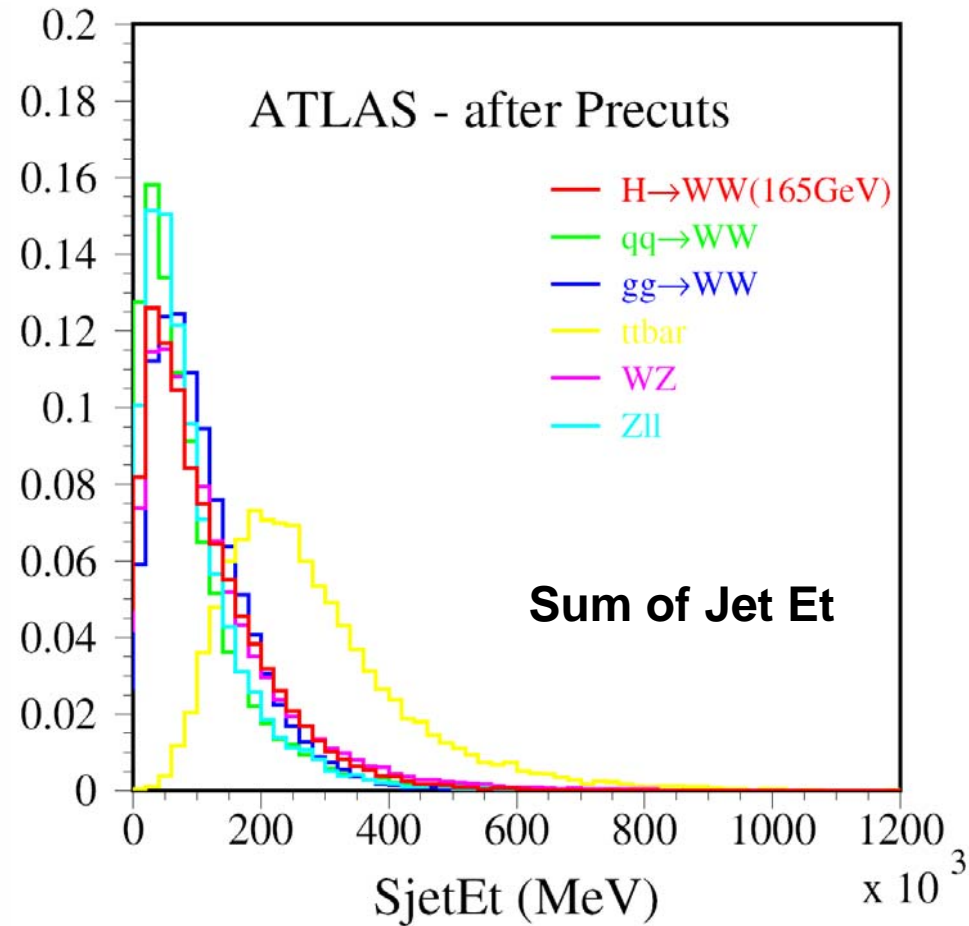
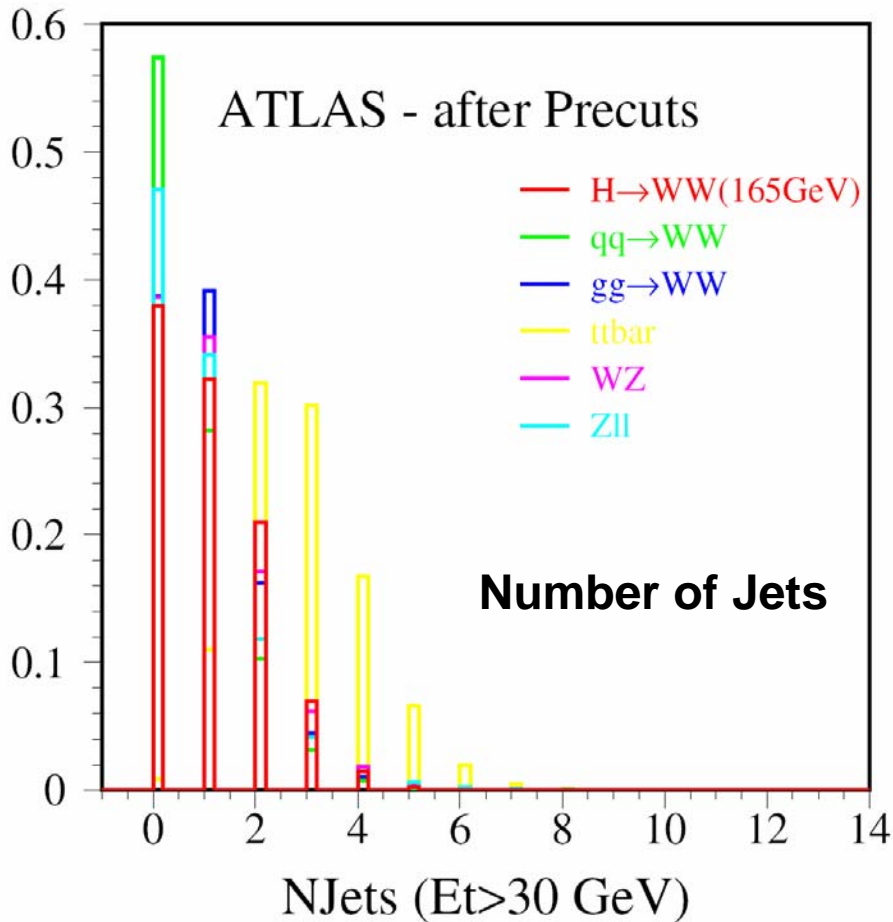
Input physics variables to BDT program (2)

- Event Topology
 - Number of Jets with $E_T > 30$ GeV
 - $E(\ell)/P(\ell)$
 - A_0 (impact parameter) of ℓ , $\Delta A_0(\ell, \ell)$, $\Delta Z(\ell, \ell)$
 - $\Delta R(\ell, \ell)$, $\Delta\phi(\ell, \ell)$, $\Delta\phi(\ell, MET)$
 - $\Delta\Omega(\ell, \ell)$ - opening angle of two leptons
- Mass Information
 - Invariant mass(ℓ, ℓ)
 - Transverse mass($\ell\ell, MET$)
 - Transverse mass(ℓ, MET)

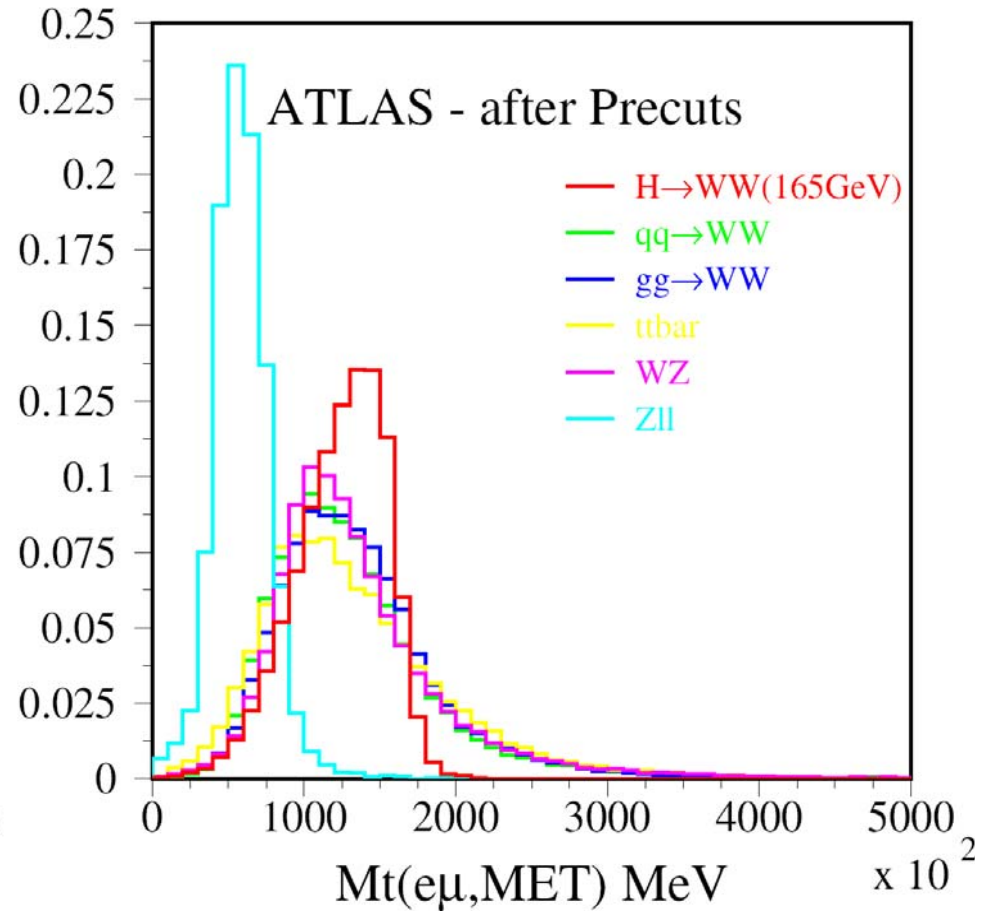
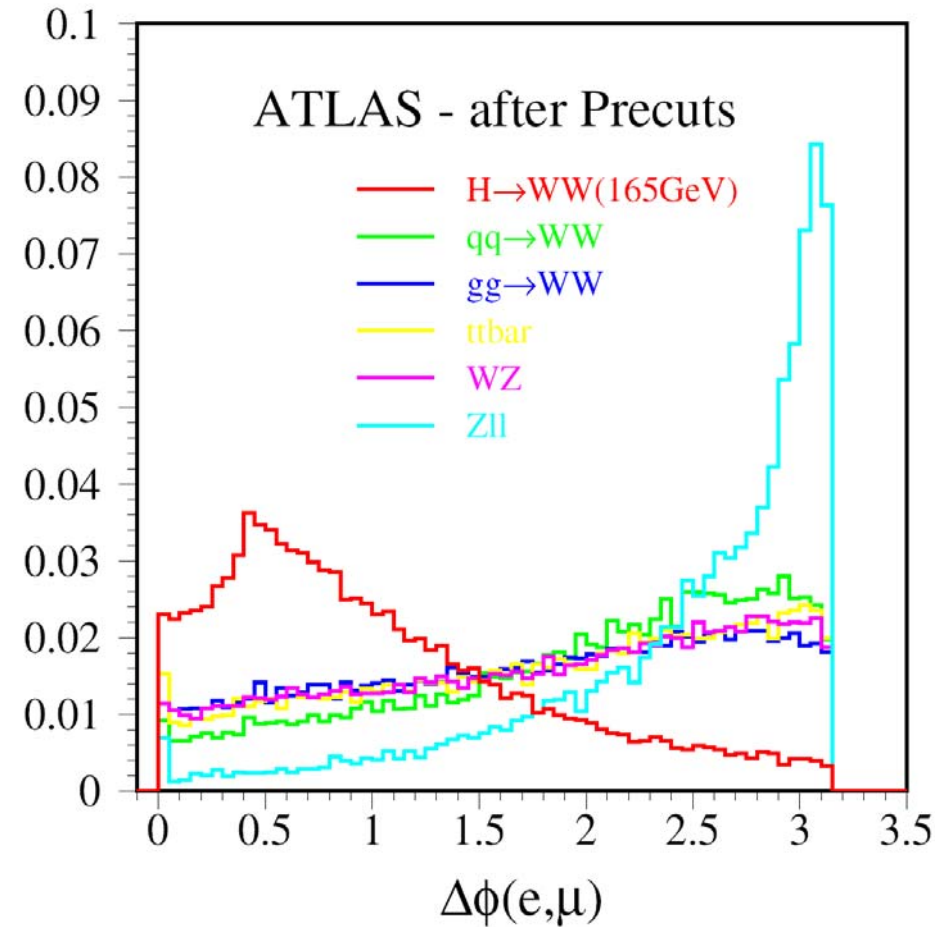
Some Training Variable Distributions



Some Training Variables

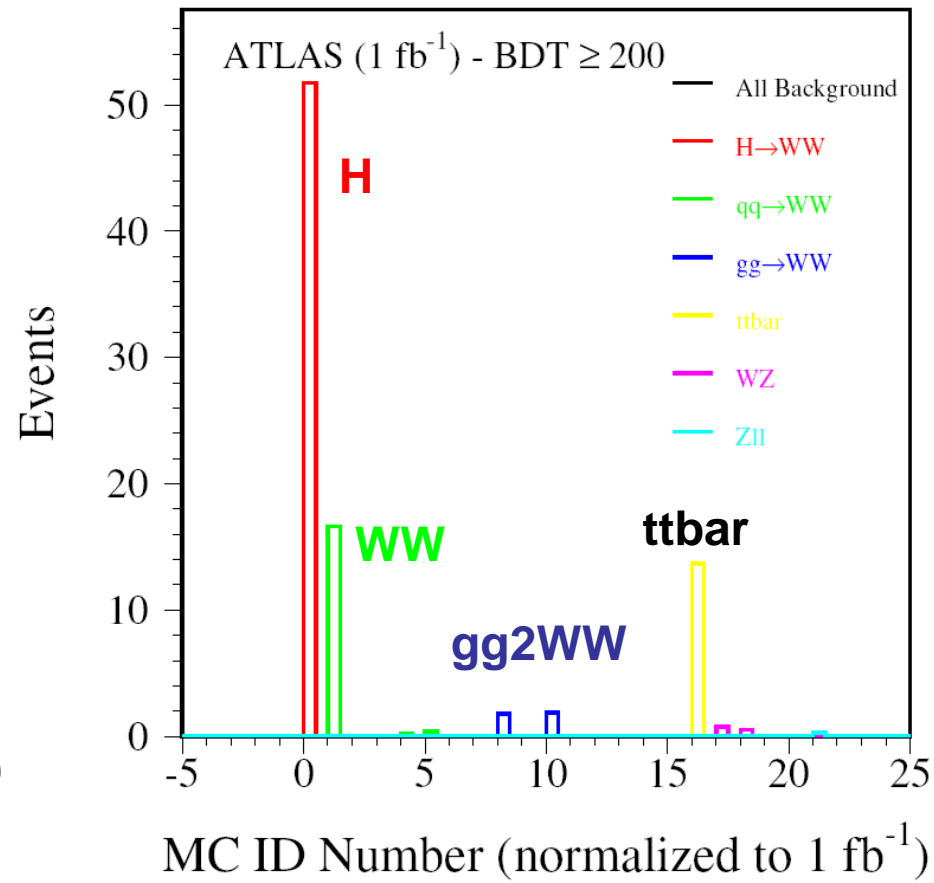
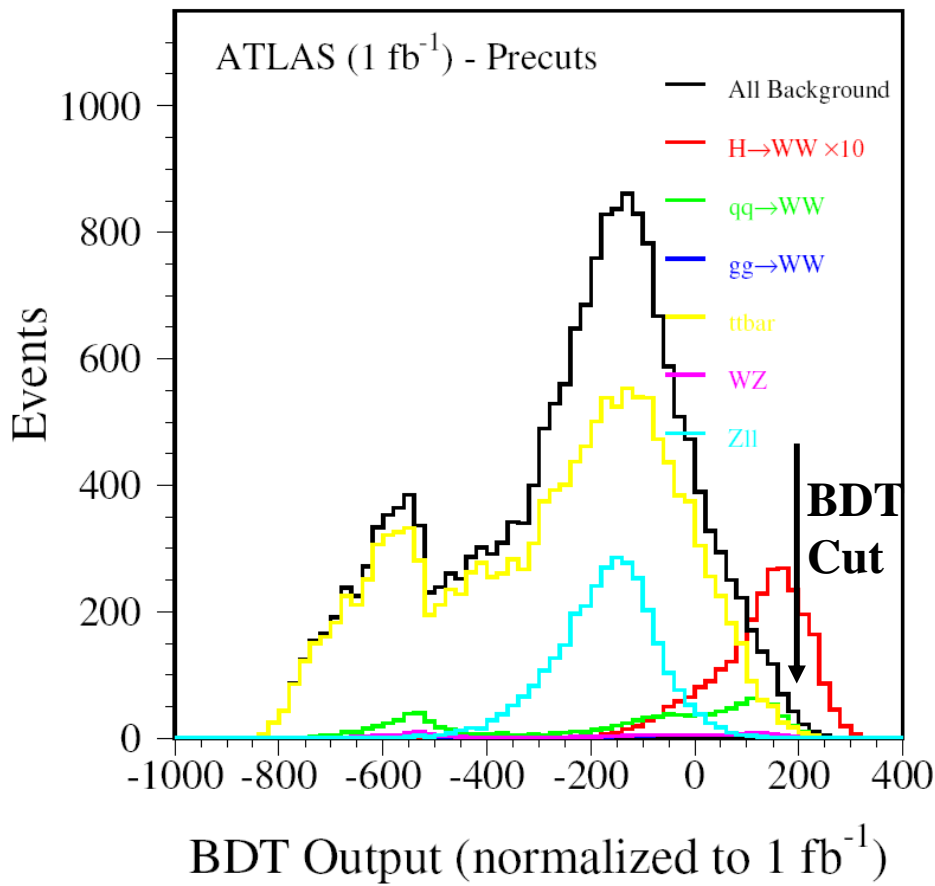


Some Training Variables

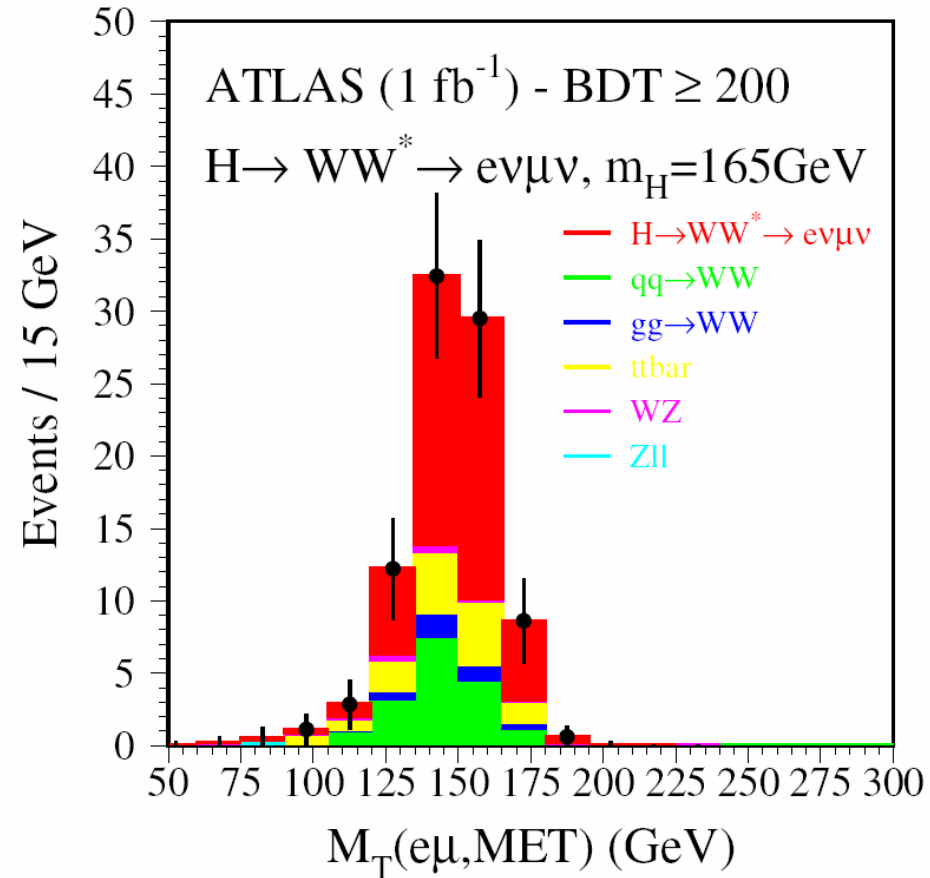
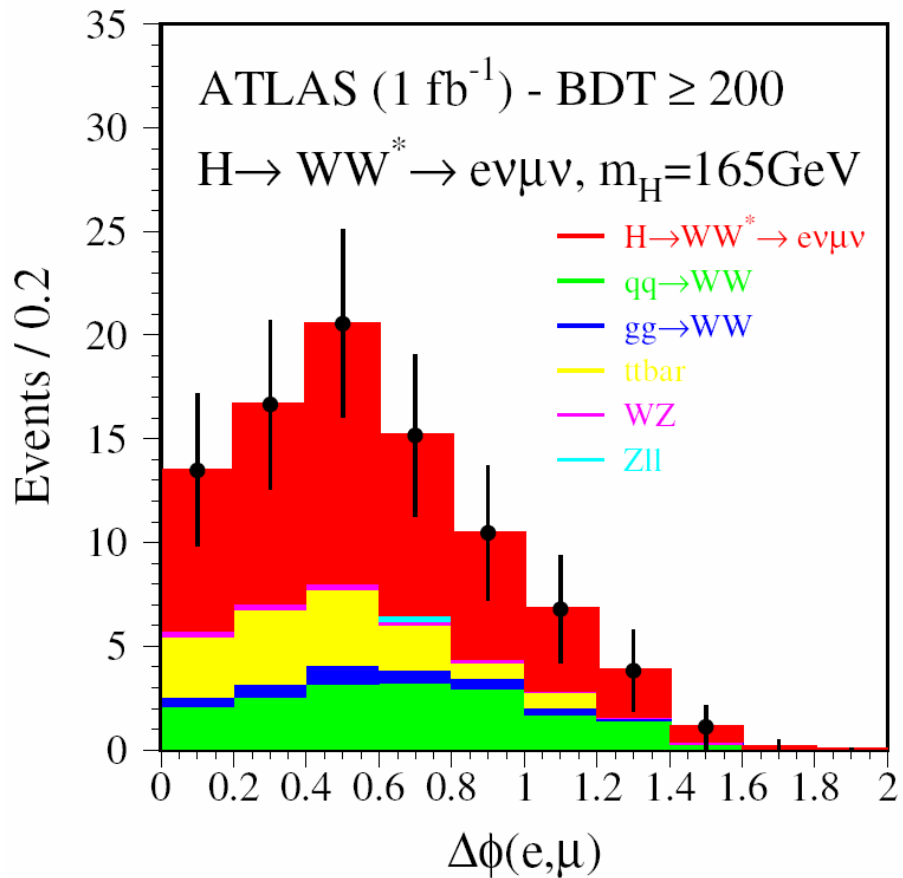


$H \rightarrow WW^* \rightarrow e\nu\mu\nu$ (165 GeV)

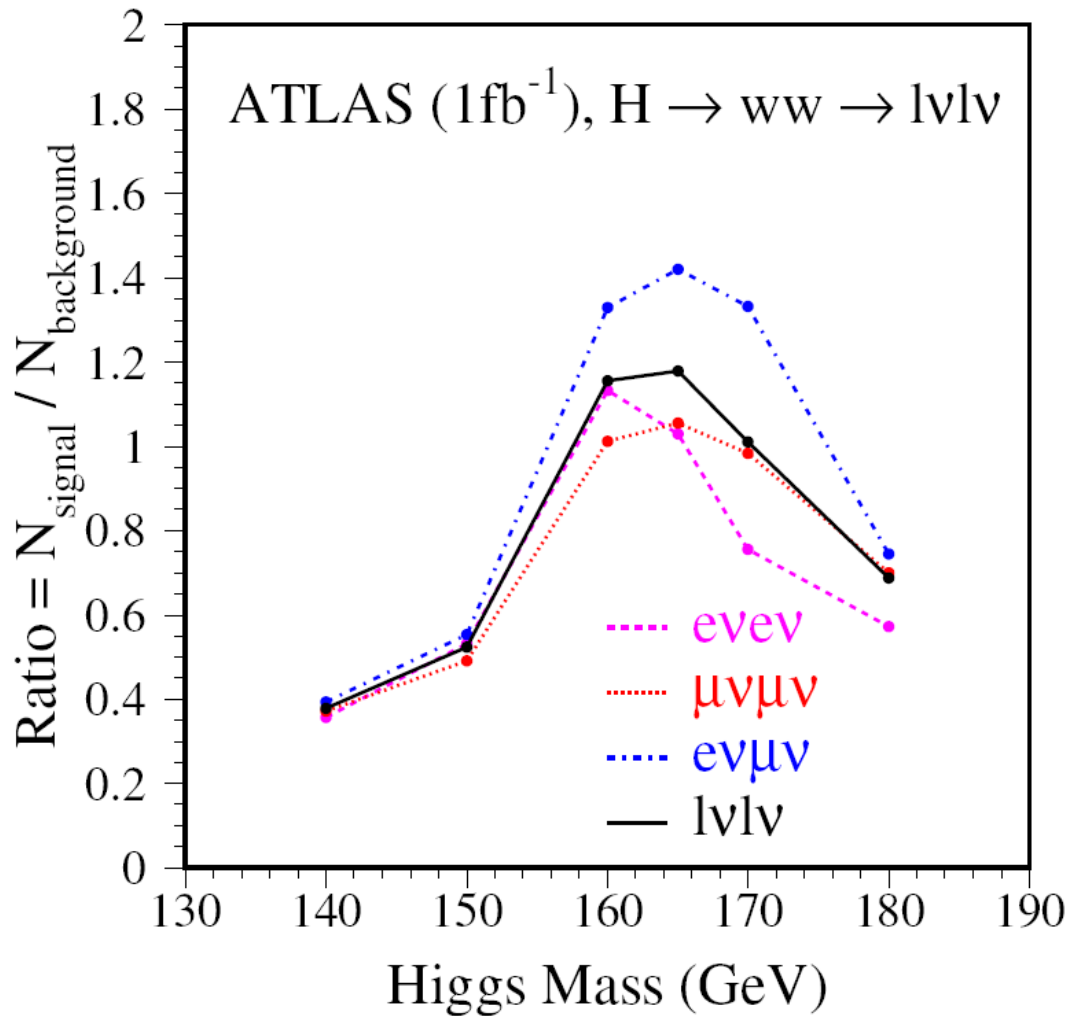
BDT output spectrum and selected signal & background events for 1fb^{-1}



After BDT Selection ($H \rightarrow WW^* \rightarrow e\nu\mu\nu$)



S/B Ratio of $H \rightarrow WW^* \rightarrow l\nu l\nu$



1fb^{-1}	$e\nu e\nu$	$\mu\nu\mu\nu$	$e\nu\mu\nu$
BG140	36.0	83.9	94.5
H140	12.8	31.2	37.2
BG150	26.6	85.6	81.0
H150	14.1	42.1	44.9
BG160	15.5	39.7	35.2
H160	17.5	40.2	46.8
BG165	22.2	43.5	36.4
H165	22.9	45.9	51.8
BG170	37.2	36.1	32.1
H170	28.2	35.5	42.8
BG180	34.6	36.8	59.4
H180	19.8	25.8	44.3

Discovery Confidence Level Calculation

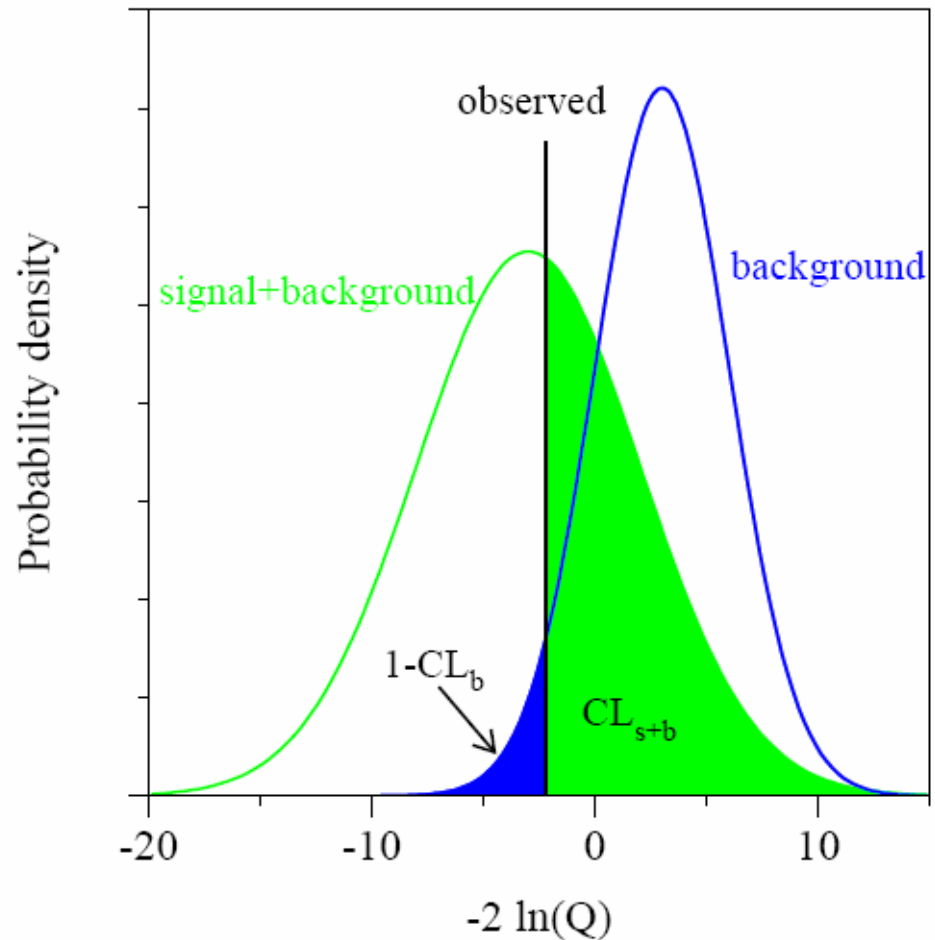
→ Log-likelihood ratio test-statistics by using BDT bins and 3 Higgs decay channels

$$Q = \frac{L(s + b)}{L(b)}$$

→ MC experiments are based on Poisson statistics

→ CL_b represents C.L. to exclude “background only” hypothesis

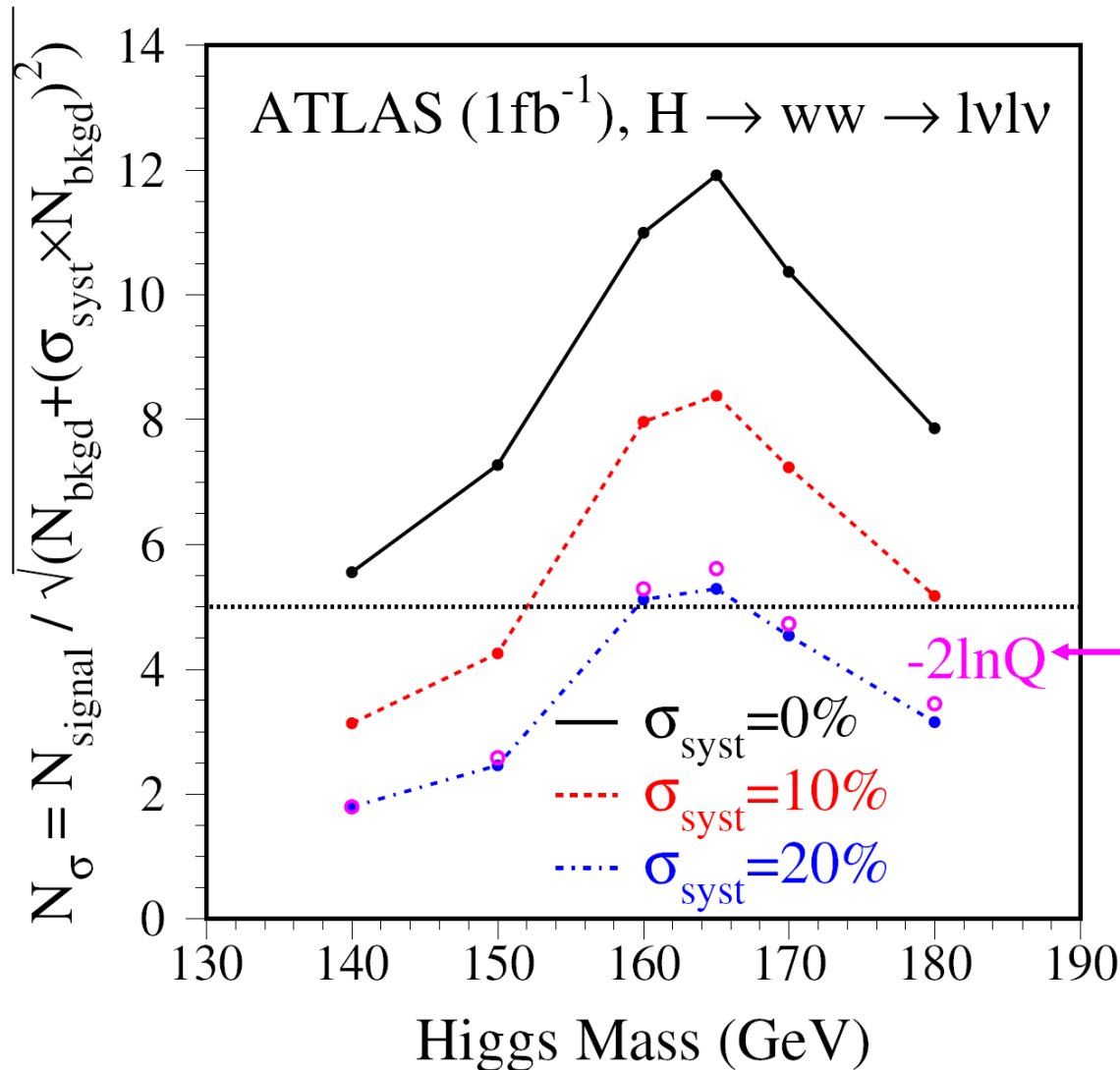
(used for LEP Higgs Search)



Results ($H \rightarrow WW^* \rightarrow l\nu l\nu$, for 1fb^{-1})

M_{Higgs} (GeV)	$\text{Eff}_s = \text{Eff}_{\text{pre}} \times \text{Eff}_{\text{bdt}}$	N_s	N_{bg}	N_σ (stat)	$N_\sigma(10$ % syst)	$N_\sigma(20$ % syst)	$N_{\sigma 20}$ ($-2\ln Q$)
140	9.7%	81.2	214.4	5.5	3.1	1.8	1.8
150	9.9%	101.1	193.2	7.3	4.2	2.5	2.6
160	9.0%	104.6	90.4	11.0	8.0	5.1	5.3
165	10.3%	120.5	102.2	11.9	8.4	5.3	5.6
170	9.6%	106.5	105.4	10.4	7.2	4.5	4.7
180	9.2%	89.9	130.8	7.9	5.2	3.1	3.4

ATLAS Sensitivity of $H \rightarrow WW^* \rightarrow l\nu l\nu$



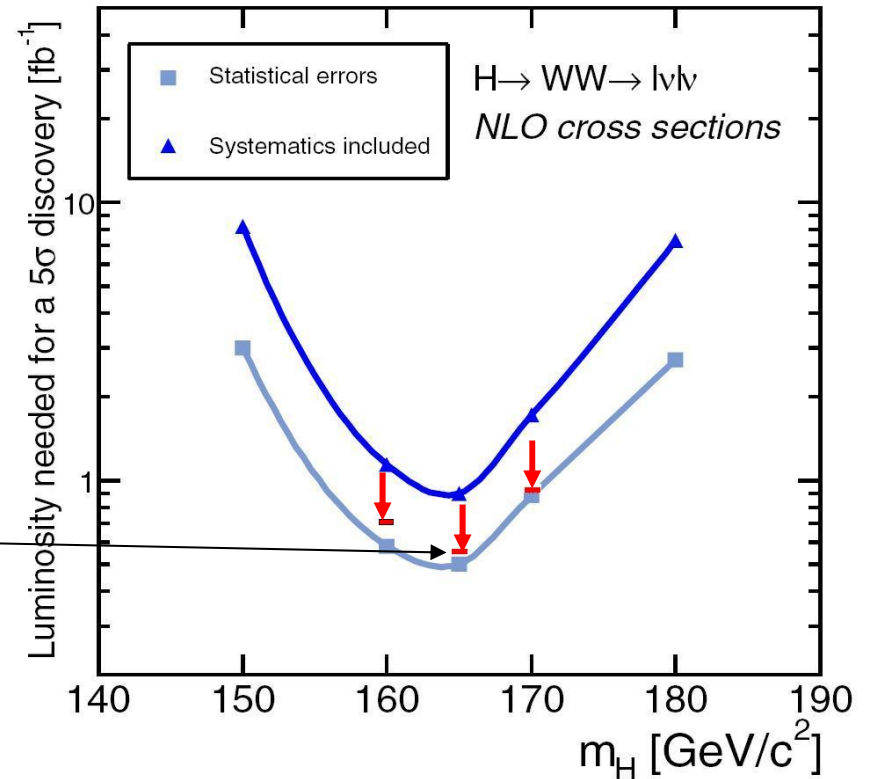
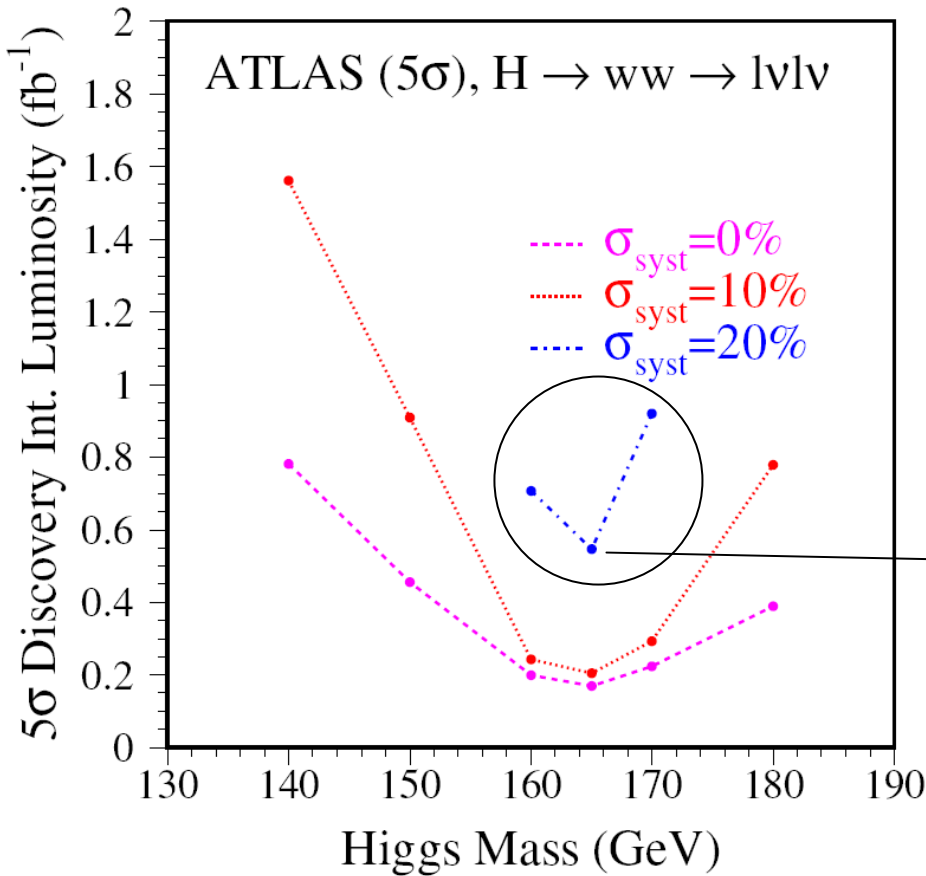
$$Q = \frac{L(s + b)}{L(b)}$$

Log-likelihood Ratio
with 20% syst. error

Required Int. Lumi for 5σ Discovery

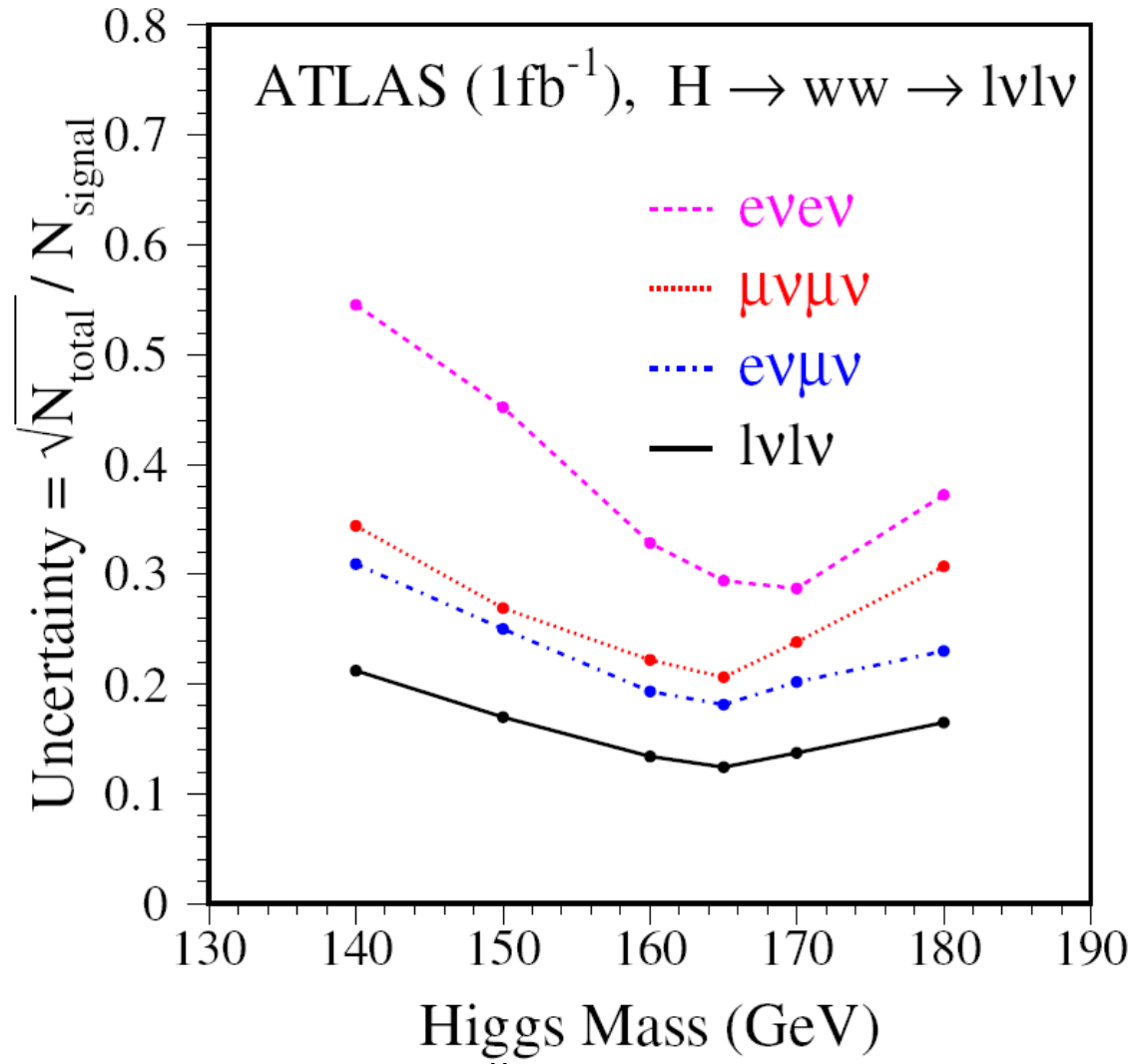
BDT Analysis, $H \rightarrow WW^* \rightarrow l\nu l\nu$ ($l=e,\mu$)

CMS Phys. TDR 2006



$\sigma_{\text{syst}} = 19\%, 16\%, 11\%$ for 1, 2, 10 fb $^{-1}$

Cross Section Uncertainty of $H \rightarrow WW^* \rightarrow l\nu l\nu$

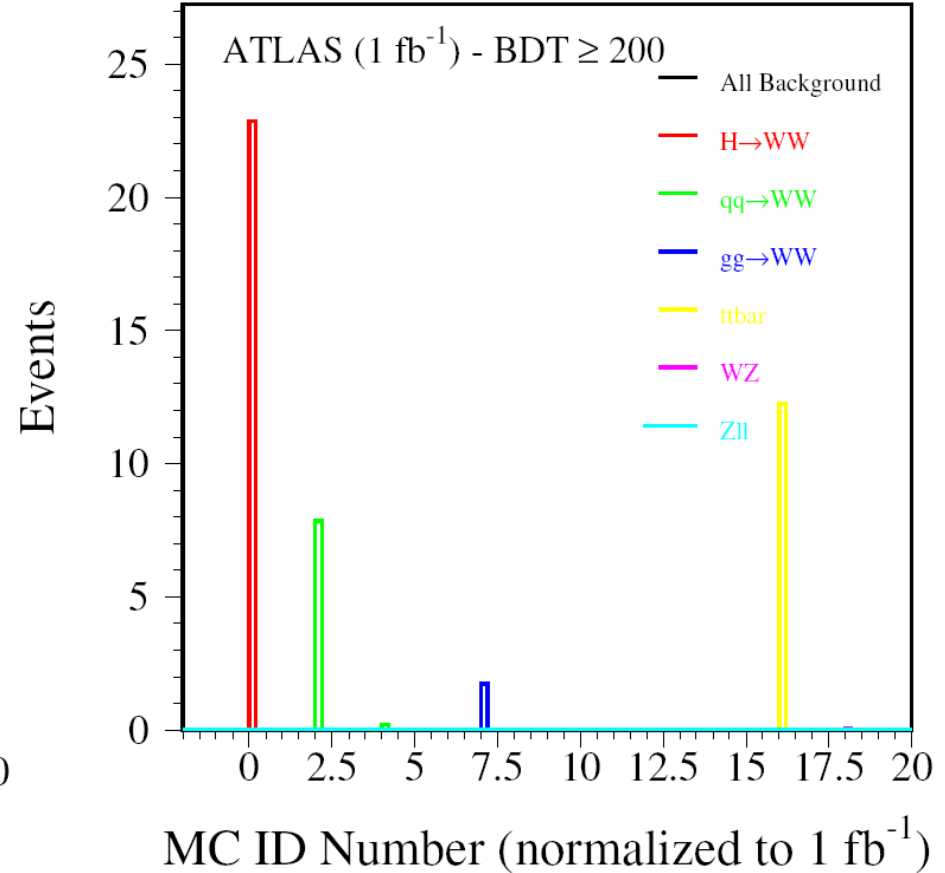
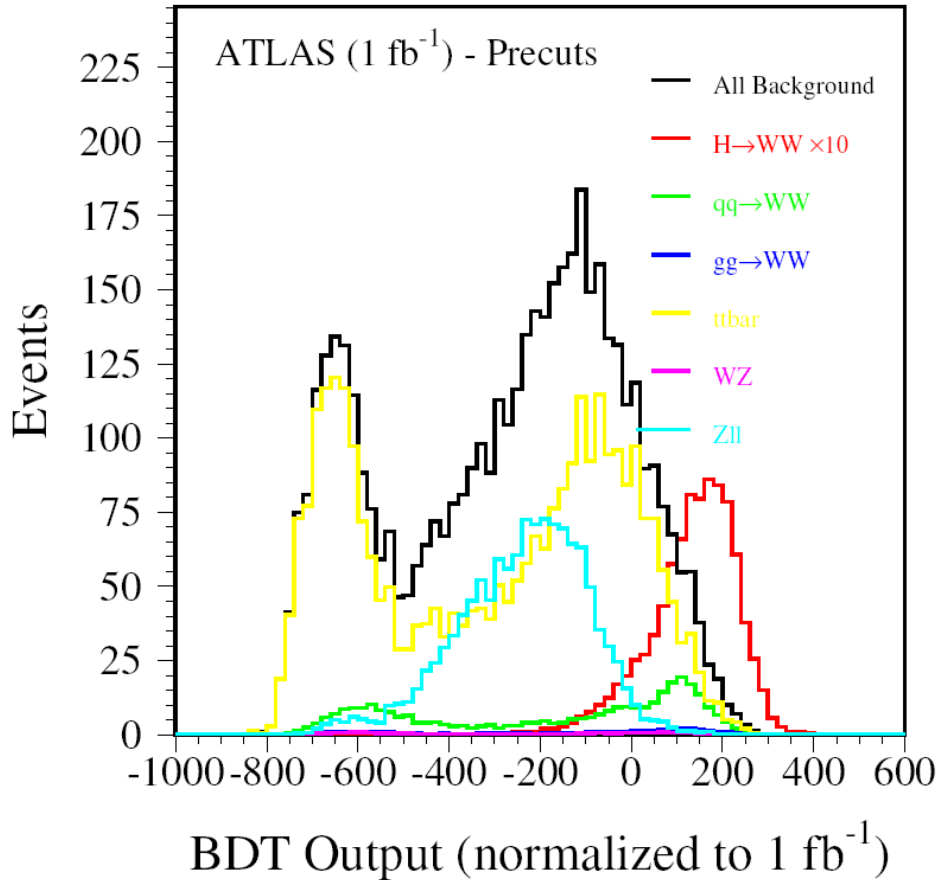


Summary and Outlook

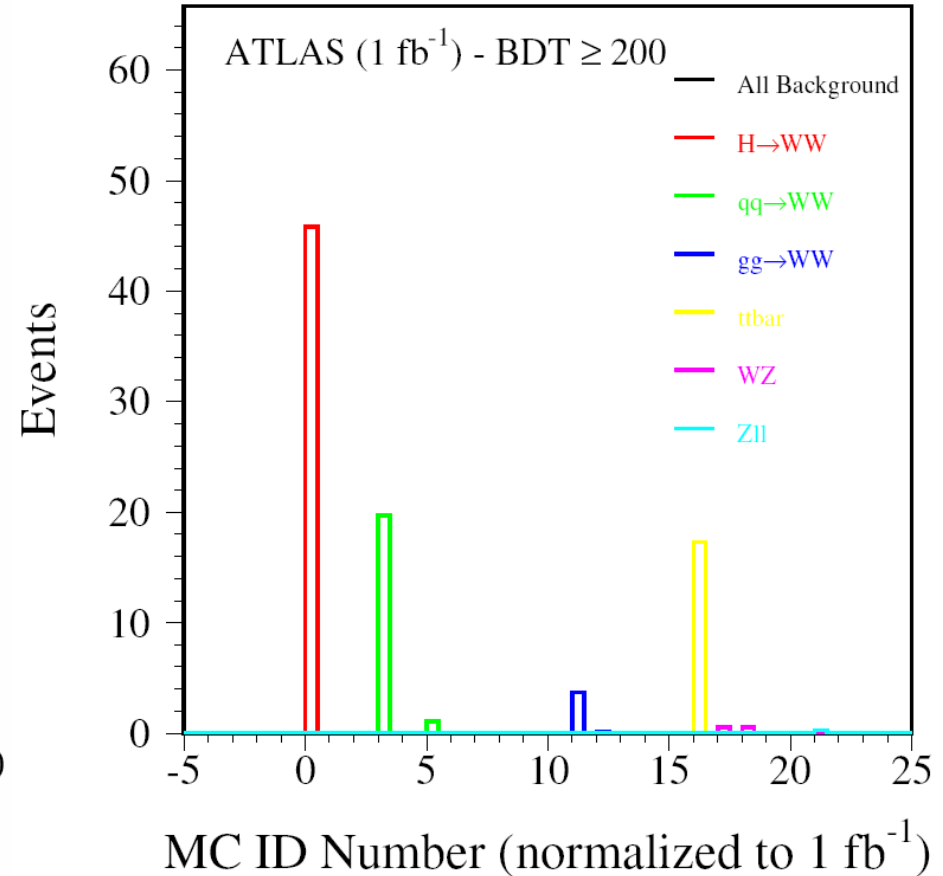
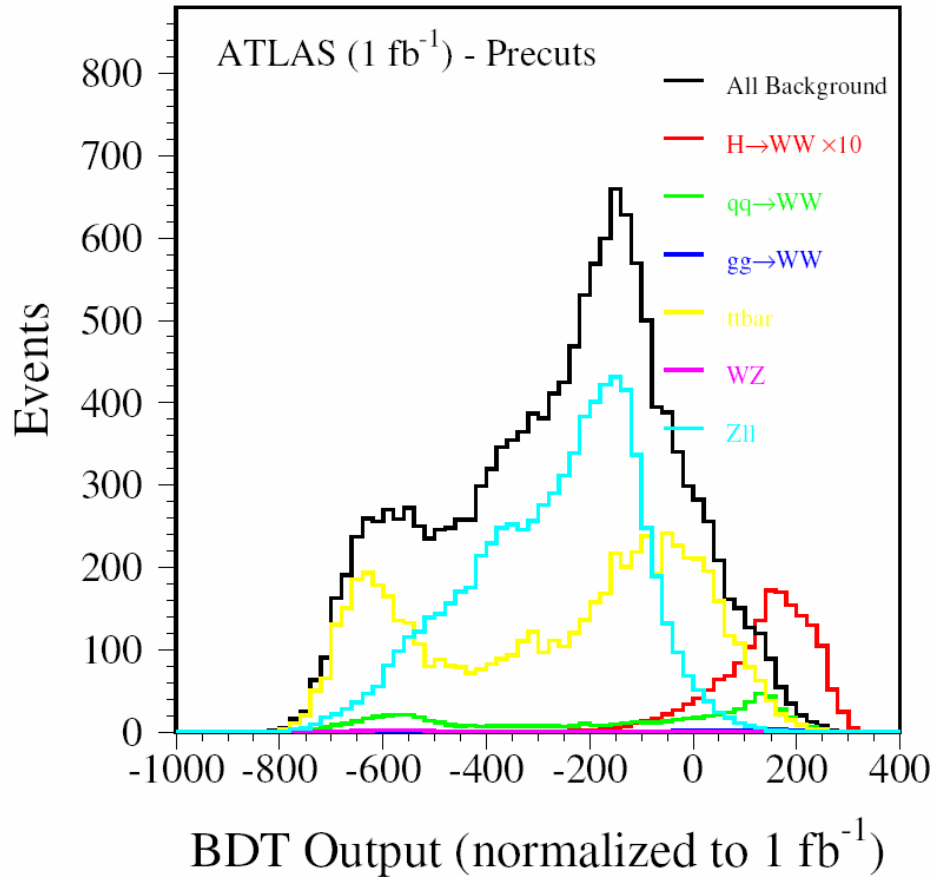
- $H \rightarrow WW^* \rightarrow l\nu l\nu$ analysis based on BDT has significant impact on early discovery potential.
 - For 140-180 GeV SM Higgs 5σ discovery only needs a few fb^{-1} integrated luminosity.
 - Major backgrounds for $H \rightarrow WW$ searches come from WW (50-60%) and $t\bar{t}$ (30-40%).
- ➔ BDT is anticipated to have wide application in LHC physics analysis, especially for particle searches.

Backup Slides

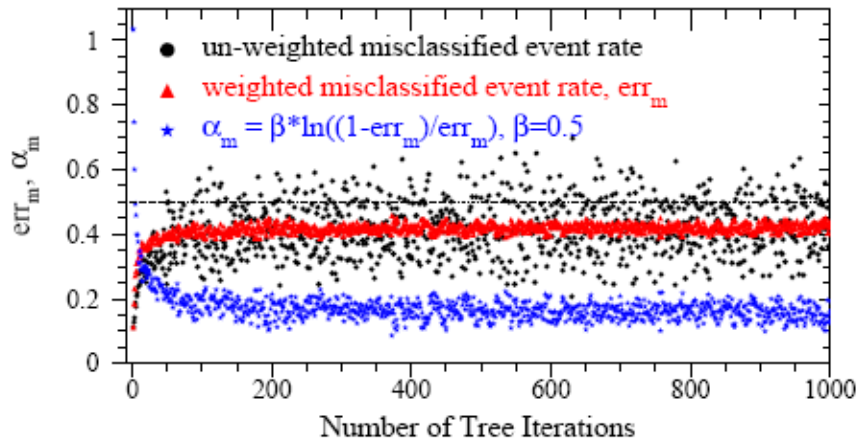
$H \rightarrow WW^* \rightarrow e\bar{e}\nu$ (165 GeV)



$H \rightarrow WW^* \rightarrow \mu\nu\mu\nu$ (165 GeV)

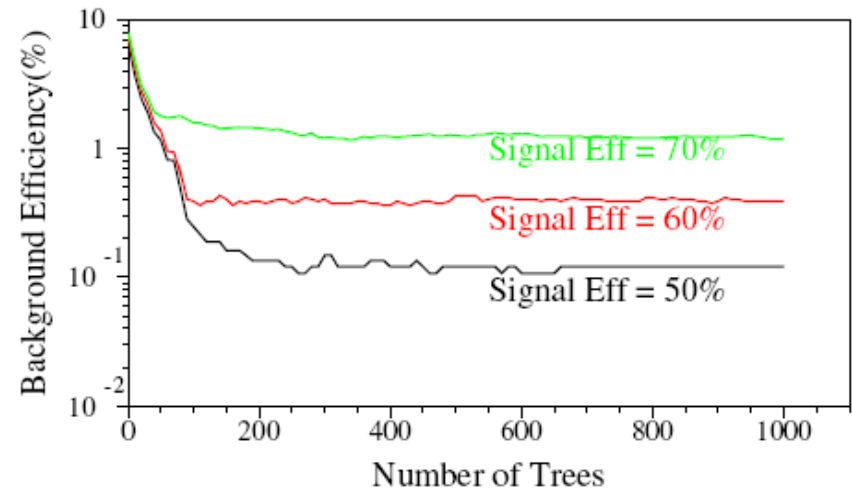


Weak \rightarrow Powerful Classifier



\rightarrow Boosted decision trees focus on the misclassified events which usually have high weights after hundreds of tree iterations. An individual tree has a very weak discriminating power; the weighted misclassified event rate err_m is about 0.4-0.45.

\rightarrow The advantage of using boosted decision trees is that it combines many decision trees, “weak” classifiers, to make a powerful classifier. The performance of boosted decision trees is stable after a few hundred tree iterations.



Ref1: H.J. Yang, B.P. Roe, J. Zhu, “*Studies of Boosted Decision Trees for MiniBooNE Particle Identification*”, physics/0508045, Nucl. Instrum. & Meth. A 555(2005) 370-385.

Ref2: H.J. Yang, B. P. Roe, J. Zhu, “*Studies of Stability and Robustness for Artificial Neural Networks and Boosted Decision Trees*”, physics/0610276, Nucl. Instrum. & Meth. A574 (2007) 342-349.

BDT Training with Event Reweighting

- In the original BDT training program, all training events are set to have same weights in the beginning (the first tree). It works fine if all MC processes are produced based on their production rates.
- Our MCs are produced separately, the event weights vary from various backgrounds. e.g. 1 fb^{-1} , $w_t(\text{ww})=0.07$, $w_t(\text{ttbar})=0.72$
- If we treat all training events with different weights equally using “standard” training algorithm, ANN/BDT tend to pay more attention to events with lower weights (high stat.) and introduce training prejudice.
- Ref: <http://arxiv.org/abs/0708.3635>, Hai-Jun Yang, Tiesheng Dai, Alan Wilson, Zhengguo Zhao, Bing Zhou, “A Multivariate Training Technique with Event Reweighting”